

# CLEANROOM PASS THROUGH BOX

## Product Description

The best way to minimize contamination is to keep unnecessary people out of the controlled environment. A pass through box significantly minimized such human traffic and contamination by providing a better and safer way to transfer materials, equipment, and documents into and out from the cleanroom.

P2M Pass Through Boxes are available in mechanical inter-locking system or electrical inter-locking system with light indicators. Both systems allow only one door to open at any one time, and thus restrict the amount of air exchange during materials transfer.

The mechanical inter-locking system requires no external power supply to operate. Thus it can continue to function even when other systems are shut down.

The red light indicator of the electrical inter-locking system acts like a signal to inform personnel at the other side that the door cannot be opened unless the light goes off.

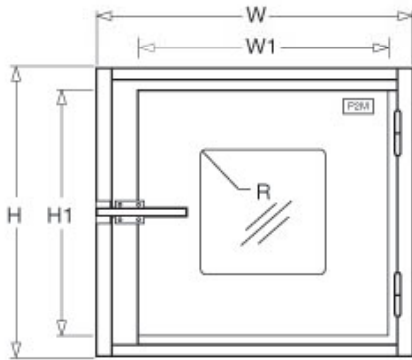
## Features

- Custom made to meet user requirement
- Available in mechanical / electrical inter-locking system
- Wall type and floor type available
- Ease of installation and maintenance

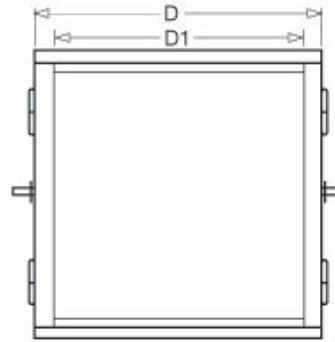
## Applications

An ideal choice for transferring materials, equipment and document into and out from the cleanroom without the need for human traffic.

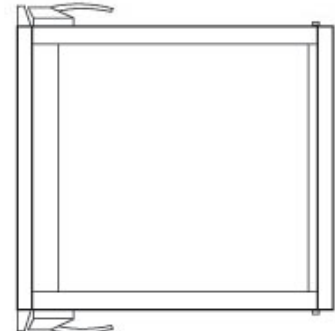
# PASS THROUGH BOX



Front elevation



Side elevation



Top elevation

## Standard Technical Specifications

Model	<b>P2M-PB-666</b>
Construction	Electrogalvanised Metal Sheet
Finishing	Powder Coating
Colour	White or Ivory
External Dimension	760 x 690 x 700
W x D x H (mm.)	
Internal Dimension	600 x 600 x 600
W1 x D1 x H1 (mm.)	
Light Fixture	Fluorescent 18 Watts x 1 Pc. (Optional)
Door Material	Electrogalvanised Metal Sheet w/ Powder Coating
Door Type	Both Side Single Leaf w / Clear Acrylic
Hinge Material	Stainless steel
Door Lock W/Handle	Steel w/ Chromium Coating
Lock System	Mechanical Interlock or Electromagnetic Lock
Electrical Power	AC 220 Volts, 50 Hz, 1 Phase
Power Cord (mm.)	1000 mm. (L) (Option)
Wall Opening Size	W+10mm, H+5mm.

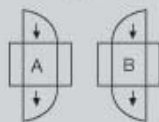
Note : Exclude additional support structure from floor to passbox

Door Direction

Customized size are most welcomed.

Change Room

The following options available :-



Clean Room

1. Intercomms
2. 100% Stainless Material

W --> External Width  
 W1 --> Internal Width  
 D --> External Depth  
 D1 --> Internal Depth  
 H --> External Height  
 H1 --> Internal Height



**P2M (THAILAND) CO. LTD**

75/8 Moo. 11, T.Klong Nueng, A. Klong Luang,  
 Pathumthani 12120. Thailand  
 Tel. (66) 0 2520 3976-9 Fax. (66) 0 2520 3998  
 Email : sales@p2mgroup.com.  
 Website : www.p2mgroup.com

